

Cantab 'Defensive' Portfolio

Factsheet - May 2025

All data as at 30 April 2025



Portfolio Objective

Defensive portfolios are mainly invested in loans to governments and larger companies but may include some holdings in UK and overseas equities. Typical long-term asset allocation of 35% equities, 65% in assets such as fixed interest, property and alternatives.

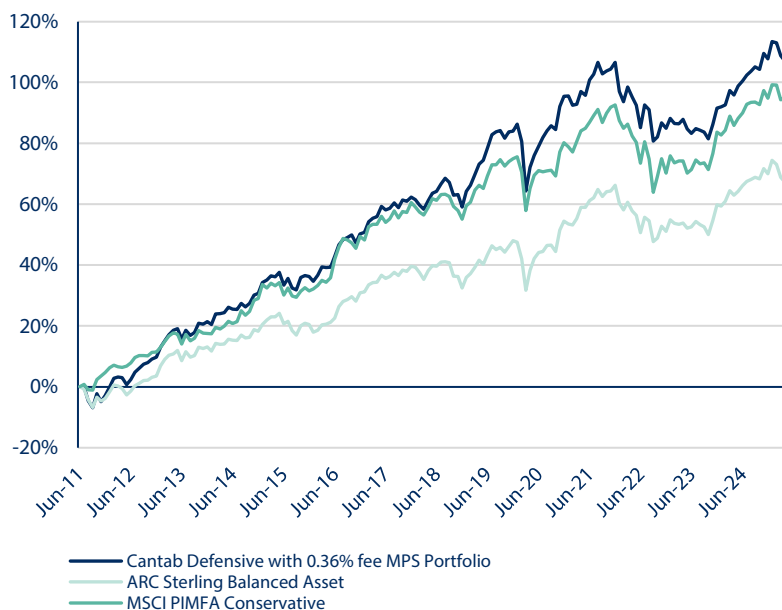
Cumulative Performance (%)

	1yr	3yr	5yr	10yr
Cantab 'Defensive'	5.7	6.0	20.3	52.0
MSCI PIMFA Conservative	4.8	6.8	17.9	46.3
ARC Sterling Balanced Asset ¹	2.6	5.9	20.9	35.9

Discrete Performance (%)

	YTD	2024	2023	2022	2021	2020	2019	2018	2017	2016	2015	2014	2013
Cantab 'Defensive'	-0.4	8.5	3.6	-10.5	5.7	6.2	15.7	-2.0	8.0	10.2	4.3	7.6	10.7
MSCI PIMFA Conservative	0.0	6.1	7.9	-11.6	6.9	3.0	12.9	-3.4	7.5	13.6	1.9	9.8	5.5
ARC Sterling Balanced Asset ¹	-1.7	6.4	5.8	-9.1	7.6	4.3	11.7	-5.1	6.7	8.6	1.9	4.5	9.2

Performance Since Inception



¹ ARC data for the most recent month is based on estimates and is subject to change.

Fund Information

Launch Date	31 March 2009
Benchmarks	MSCI PIMFA Conservative ARC Sterling Balanced Asset Managed Portfolio Service available on Abrdn Wrap, Aegon ARC, AJ Bell Investcentre, Aviva, M&G Wealth, Quilter, Scottish Widows and Transact
Platforms	
Annual Yield	3.55% (historic)
Annual Volatility	6.59% (since inception)
Charges	Cantab charge 0.36% (no VAT) Average fund fee/OCF 0.35% Relevant platform charge
Currency	£ GBP

Investment Team

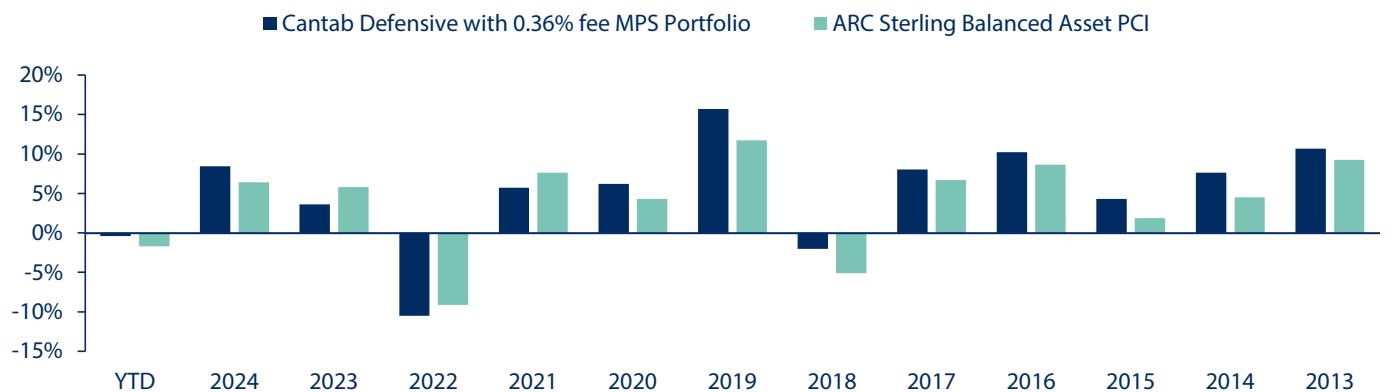
Canaccord WEALTH Canaccord Chief Investment Office

This document is intended to aid a wider discussion between clients and their investment and/or financial adviser about this investment portfolio. It is for information purposes only and is not to be construed as a solicitation or an offer to purchase or sell investments, address the financial situations or needs of any specific investor nor is it deemed to be a form of advice to invest in this portfolio. Investors should make their own investment decisions based upon their own financial objectives and financial resources and, if in any doubt, should seek advice from an investment and/or financial adviser.



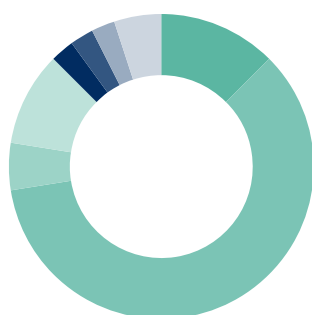
CANTAB ASSET MANAGEMENT LTD

AWARDED BY ARC RESEARCH



Data from FE Analytics

Asset Allocation



■ Alternatives - 12.5%	■ Fixed Interest - 60%
■ Equity - UK - 5%	■ Equity - US - 10%
■ Equity - Japan - 2.5%	■ Equity - Asia Pacific - 2.5%
■ Equity - Emerging Markets - 2.5%	■ Equity - Specialist - 5%

Important Information

Risks: As with all equity-based and bond-based investments, the value and the income therefrom can fall as well as rise and you may not get back all the money that you invested. The value of overseas securities will be influenced by the rate of exchange which is used to convert these to sterling. This should therefore be viewed as a medium to long-term investment. Past performance is not a guide to the future. Please be aware that if you decide to cancel, and in the meantime the value of your investment has fallen, you may not receive back the full amount you invested.

While recommended investment transactions remain pending, investment markets may rise or fall so there is potential for loss of income or growth. Further, if you cancel your application during a cooling off period, you will receive back the lesser of your application amount and its market value.

The MSCI information may only be used for your internal use, may not be reproduced or disseminated in any form and may not be used as a basis for or a component of any financial instruments or products or indices. None of the MSCI information is intended to constitute investment advice or a recommendation to make (or refrain from making) any kind of investment decision and may not be relied on as such. Historical data and analysis should not be taken as an indication or guarantee of any future performance analysis, forecast or prediction. The MSCI information is provided on an "as is" basis and the user of this information assumes the entire risk of any use made of this information. MSCI, each of its affiliates and each other person involved in or related to compiling, computing or creating any MSCI information (collectively, the "MSCI parties") expressly disclaims all warranties (including, without limitation, any warranties of originality, accuracy, completeness, timeliness, non-infringement, merchantability and fitness for a particular purpose) with respect to this information. Without limiting any of the foregoing, in no event shall any MSCI party have any liability for any direct, indirect, special, incidental, punitive, consequential (including, without limitation, lost profits) or any other damages (www.msci.com).

Where a new fund is not immediately available on a platform, a switch will be made as soon as it is. On platforms where switches cannot be made, a rebalance will be made on the first of the month following the addition of the fund to the platform.

cantabam.com

Cantab Asset Management Ltd
50 Station Road, Cambridge CB1 2JH
01223 52 2000
advice@cantabam.com

88 Wood Street, London EC2V 7QR
020 3651 0570
advice@cantabam.com

Cantab 'Cautious' Portfolio

Factsheet - May 2025
All data as at 30 April 2025



Portfolio Objective

Cautious portfolios include holdings in UK and overseas equities, together with loans to governments and larger companies. Typical long-term asset allocation of 40% equities, 60% in assets such as fixed interest, property and alternatives.

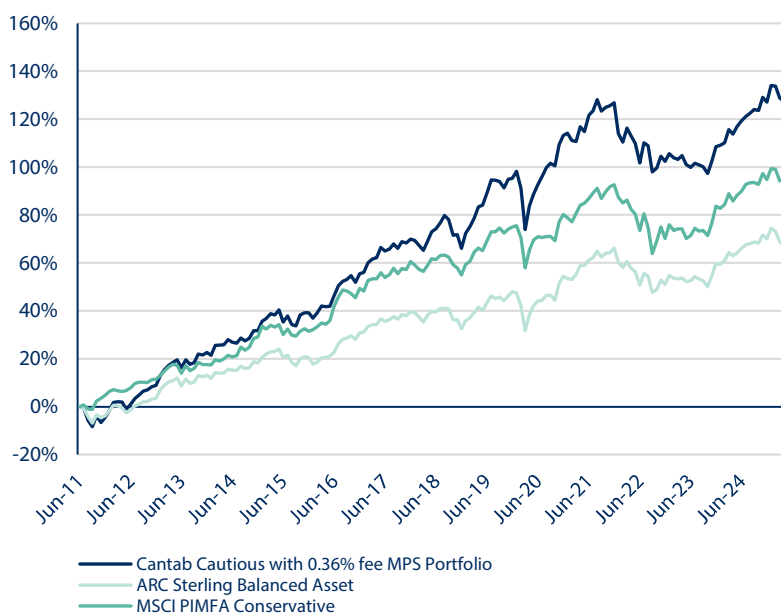
Cumulative Performance (%)

	1yr	3yr	5yr	10yr
Cantab 'Cautious'	6.3	6.8	23.7	64.4
MSCI PIMFA Conservative	4.8	6.8	17.9	46.3
ARC Sterling Balanced Asset ¹	2.6	5.9	20.9	35.9

Discrete Performance (%)

	YTD	2024	2023	2022	2021	2020	2019	2018	2017	2016	2015	2014	2013
Cantab 'Cautious'	0.1	8.9	3.1	-10.8	6.3	9.2	17.6	-2.2	9.2	11.7	5.7	7.4	12.6
MSCI PIMFA Conservative	0.0	6.1	7.9	-11.6	6.9	3.0	12.9	-3.4	7.5	13.6	1.9	9.8	5.5
ARC Sterling Balanced Asset ¹	-1.7	6.4	5.8	-9.1	7.6	4.3	11.7	-5.1	6.7	8.6	1.9	4.5	9.2

Performance Since Inception



¹ ARC data for the most recent month is based on estimates and is subject to change.

Fund Information

Launch Date	31 December 2008
Benchmarks	MSCI PIMFA Conservative ARC Sterling Balanced Asset Managed Portfolio Service available on Abrdn Wrap, Aegon ARC, AJ Bell Investcentre, Aviva, M&G Wealth, Quilter, Scottish Widows and Transact
Platforms	
Annual Yield	3.42% (historic)
Annual Volatility	7.35% (since inception)
Charges	Cantab charge 0.36% (no VAT) Average fund fee/OCF 0.34% Relevant platform charge
Currency	£ GBP

Investment Team

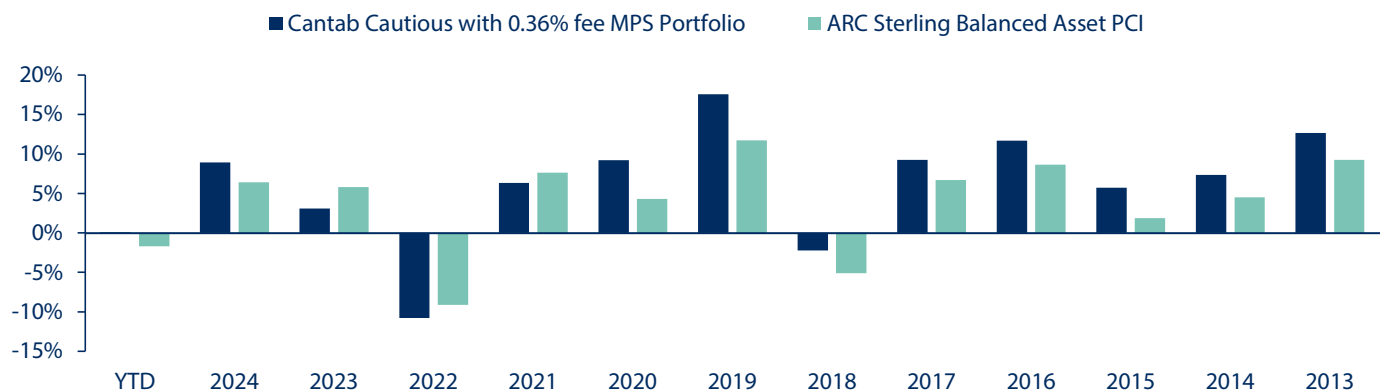
Canaccord Canaccord Chief Investment
WEALTH Office

This document is intended to aid a wider discussion between clients and their investment and/or financial adviser about this investment portfolio. It is for information purposes only and is not to be construed as a solicitation or an offer to purchase or sell investments, address the financial situations or needs of any specific investor nor is it deemed to be a form of advice to invest in this portfolio. Investors should make their own investment decisions based upon their own financial objectives and financial resources and, if in any doubt, should seek advice from an investment and/or financial adviser.



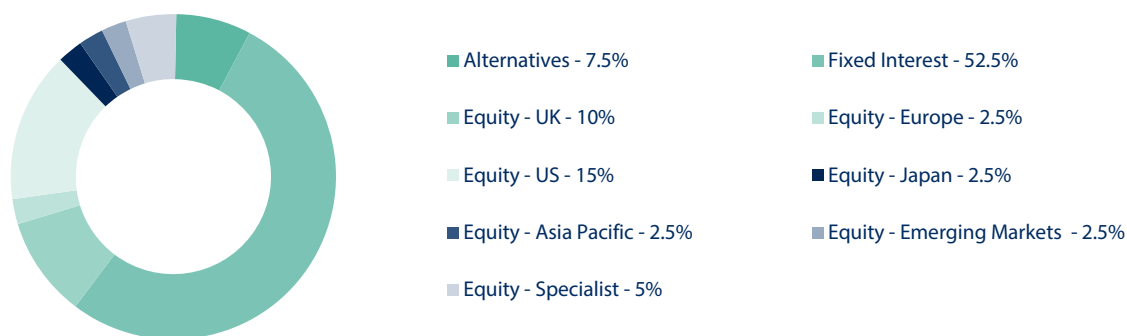
CANTAB ASSET MANAGEMENT LTD

AWARDED BY ARC RESEARCH



Data from FE Analytics

Asset Allocation



Important Information

Risks: As with all equity-based and bond-based investments, the value and the income therefrom can fall as well as rise and you may not get back all the money that you invested. The value of overseas securities will be influenced by the rate of exchange which is used to convert these to sterling. This should therefore be viewed as a medium to long-term investment. Past performance is not a guide to the future. Please be aware that if you decide to cancel, and in the meantime the value of your investment has fallen, you may not receive back the full amount you invested.

While recommended investment transactions remain pending, investment markets may rise or fall so there is potential for loss of income or growth. Further, if you cancel your application during a cooling off period, you will receive back the lesser of your application amount and its market value.

The MSCI information may only be used for your internal use, may not be reproduced or disseminated in any form and may not be used as a basis for or a component of any financial instruments or products or indices. None of the MSCI information is intended to constitute investment advice or a recommendation to make (or refrain from making) any kind of investment decision and may not be relied on as such. Historical data and analysis should not be taken as an indication or guarantee of any future performance analysis, forecast or prediction. The MSCI information is provided on an "as is" basis and the user of this information assumes the entire risk of any use made of this information. MSCI, each of its affiliates and each other person involved in or related to compiling, computing or creating any MSCI information (collectively, the "MSCI parties") expressly disclaims all warranties (including, without limitation, any warranties of originality, accuracy, completeness, timeliness, non-infringement, merchantability and fitness for a particular purpose) with respect to this information. Without limiting any of the foregoing, in no event shall any MSCI party have any liability for any direct, indirect, special, incidental, punitive, consequential (including, without limitation, lost profits) or any other damages (www.msci.com).

Where a new fund is not immediately available on a platform, a switch will be made as soon as it is. On platforms where switches cannot be made, a rebalance will be made on the first of the month following the addition of the fund to the platform.

cantabam.com

Cantab Asset Management Ltd
50 Station Road, Cambridge CB1 2JH
01223 52 2000
advice@cantabam.com

88 Wood Street, London EC2V 7QR
020 3651 0570
advice@cantabam.com

Cantab 'Moderate' Portfolio

Factsheet - May 2025
All data as at 30 April 2025



Portfolio Objective

Moderate portfolios include a substantial holding in UK and overseas equities, in addition to a significant proportion of loans to governments and companies. Typical long-term asset allocation of 50% equities, 50% in assets such as fixed interest, property and alternatives.

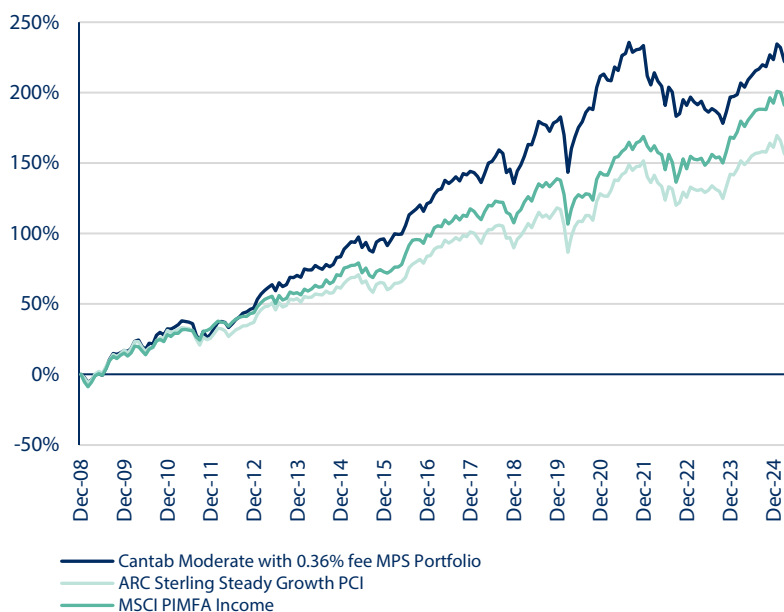
Cumulative Performance (%)

	1yr	3yr	5yr	10yr
Cantab 'Moderate'	5.1	3.6	22.6	64.9
MSCI PIMFA Income	5.2	12.8	33.5	63.5
ARC Sterling Steady Growth ¹	1.6	7.2	27.8	49.9

Discrete Performance (%)

	YTD	2024	2023	2022	2021	2020	2019	2018	2017	2016	2015	2014	2013
Cantab 'Moderate'	-1.3	9.0	2.0	-12.7	7.0	11.4	18.8	-3.5	10.4	12.7	7.0	7.8	15.7
MSCI PIMFA Income	-0.7	9.0	9.1	-8.5	10.4	1.9	15.1	-4.6	9.2	15.3	1.5	7.7	10.0
ARC Sterling Steady Growth ¹	-3.1	7.9	7.2	-10.2	10.2	4.6	15.0	-5.6	9.4	11.6	2.3	4.7	12.5

Performance Since Inception



¹ ARC data for the most recent month is based on estimates and is subject to change.

Fund Information

Launch Date	31 December 2008
Benchmarks	MSCI PIMFA Income ARC Sterling Steady Growth Managed Portfolio Service available on Abrdn Wrap, Aegon ARC, AJ Bell Investcentre, Aviva, M&G Wealth, Quilter, Scottish Widows and Transact
Platforms	
Annual Yield	3.15% (historic)
Annual Volatility	8.36% (since inception)
Charges	Cantab charge 0.36% (no VAT) Average fund fee/OCF 0.36% Relevant platform charge
Currency	£ GBP

Investment Team

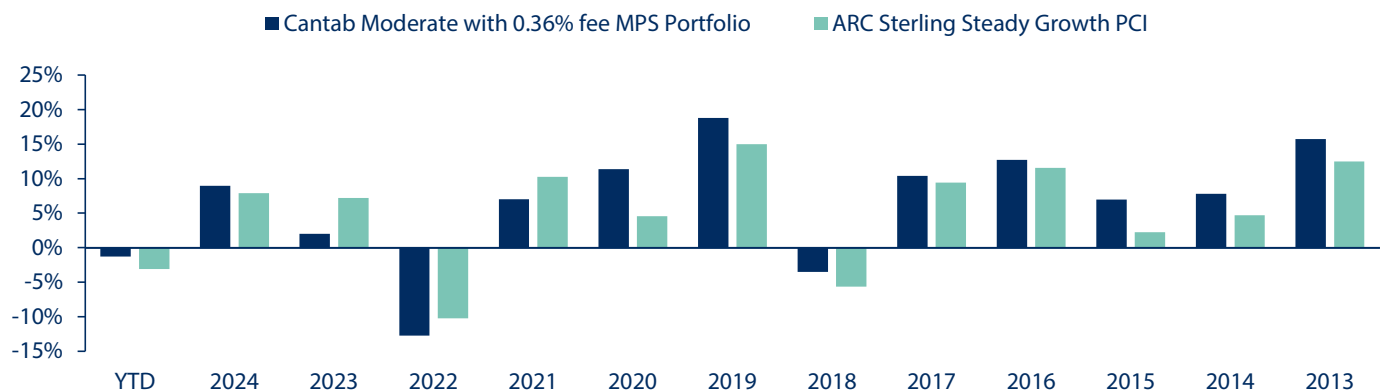
Canaccord Canaccord Chief Investment
WEALTH Office

This document is intended to aid a wider discussion between clients and their investment and/or financial adviser about this investment portfolio. It is for information purposes only and is not to be construed as a solicitation or an offer to purchase or sell investments, address the financial situations or needs of any specific investor nor is it deemed to be a form of advice to invest in this portfolio. Investors should make their own investment decisions based upon their own financial objectives and financial resources and, if in any doubt, should seek advice from an investment and/or financial adviser.




CANTAB ASSET MANAGEMENT LTD

AWARDED BY ARC RESEARCH



Data from FE Analytics

Asset Allocation



Important Information

Risks: As with all equity-based and bond-based investments, the value and the income therefrom can fall as well as rise and you may not get back all the money that you invested. The value of overseas securities will be influenced by the rate of exchange which is used to convert these to sterling. This should therefore be viewed as a medium to long-term investment. Past performance is not a guide to the future. Please be aware that if you decide to cancel, and in the meantime the value of your investment has fallen, you may not receive back the full amount you invested.

While recommended investment transactions remain pending, investment markets may rise or fall so there is potential for loss of income or growth. Further, if you cancel your application during a cooling off period, you will receive back the lesser of your application amount and its market value.

The MSCI information may only be used for your internal use, may not be reproduced or disseminated in any form and may not be used as a basis for or a component of any financial instruments or products or indices. None of the MSCI information is intended to constitute investment advice or a recommendation to make (or refrain from making) any kind of investment decision and may not be relied on as such. Historical data and analysis should not be taken as an indication or guarantee of any future performance analysis, forecast or prediction. The MSCI information is provided on an "as is" basis and the user of this information assumes the entire risk of any use made of this information. MSCI, each of its affiliates and each other person involved in or related to compiling, computing or creating any MSCI information (collectively, the "MSCI parties") expressly disclaims all warranties (including, without limitation, any warranties of originality, accuracy, completeness, timeliness, non-infringement, merchantability and fitness for a particular purpose) with respect to this information. Without limiting any of the foregoing, in no event shall any MSCI party have any liability for any direct, indirect, special, incidental, punitive, consequential (including, without limitation, lost profits) or any other damages (www.msci.com).

Where a new fund is not immediately available on a platform, a switch will be made as soon as it is. On platforms where switches cannot be made, a rebalance will be made on the first of the month following the addition of the fund to the platform.

cantabam.com

Cantab Asset Management Ltd
50 Station Road, Cambridge CB1 2JH
01223 52 2000
advice@cantabam.com

88 Wood Street, London EC2V 7QR
020 3651 0570
advice@cantabam.com

Cantab 'Balanced' Portfolio

Factsheet - May 2025
All data as at 30 April 2025



Portfolio Objective

Balanced portfolios typically contain exposure to major overseas markets, with some exposure to the shares of companies in higher risk developing countries and emerging markets. Typical long-term asset allocation of 60% equities, 40% in assets such as fixed interest, property and alternatives.

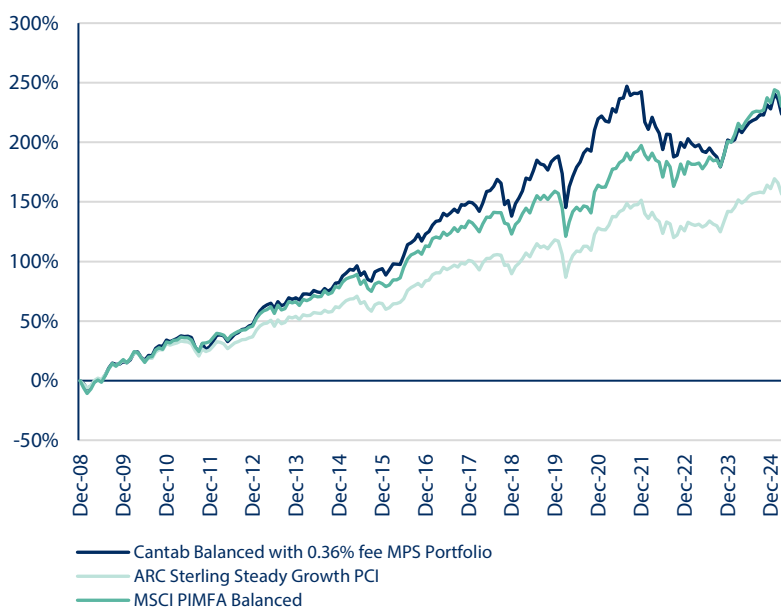
Cumulative Performance (%)

	1yr	3yr	5yr	10yr
Cantab 'Balanced'	3.7	2.2	21.7	65.9
MSCI PIMFA Balanced	5.3	15.1	40.6	74.9
ARC Sterling Steady Growth ¹	1.6	7.2	27.8	49.9

Discrete Performance (%)

	YTD	2024	2023	2022	2021	2020	2019	2018	2017	2016	2015	2014	2013
Cantab 'Balanced'	-2.5	8.7	2.0	-13.6	7.1	11.5	20.4	-4.7	12.1	14.9	6.6	7.3	15.5
MSCI PIMFA Balanced	-1.5	10.7	10.1	-8.1	12.5	1.9	16.2	-4.8	9.9	17.4	2.0	6.9	14.2
ARC Sterling Steady Growth ¹	-3.1	7.9	7.2	-10.2	10.2	4.6	15.0	-5.6	9.4	11.6	2.3	4.7	12.5

Performance Since Inception



¹ ARC data for the most recent month is based on estimates and is subject to change.

Fund Information

Launch Date	31 December 2008
Benchmarks	MSCI PIMFA Balanced ARC Sterling Steady Growth Managed Portfolio Service available on Abrdn Wrap, Aegon ARC, AJ Bell Investcentre, Aviva, M&G Wealth, Quilter, Scottish Widows and Transact
Platforms	
Annual Yield	2.79% (historic)
Annual Volatility	9.12% (since inception)
Charges	Cantab charge 0.36% (no VAT) Average fund fee/OCF 0.34% Relevant platform charge
Currency	£ GBP

Investment Team

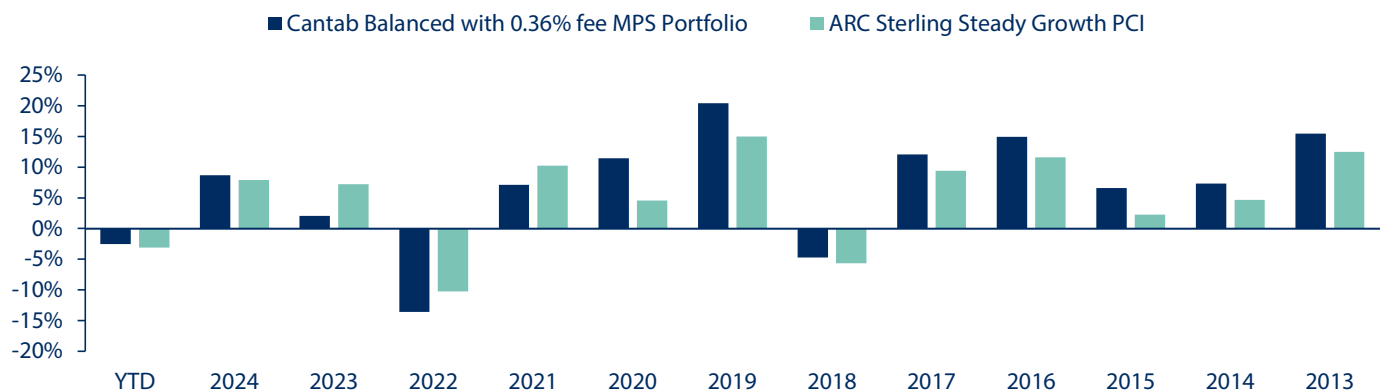
Canaccord WEALTH Canaccord Chief Investment Office

This document is intended to aid a wider discussion between clients and their investment and/or financial adviser about this investment portfolio. It is for information purposes only and is not to be construed as a solicitation or an offer to purchase or sell investments, address the financial situations or needs of any specific investor nor is it deemed to be a form of advice to invest in this portfolio. Investors should make their own investment decisions based upon their own financial objectives and financial resources and, if in any doubt, should seek advice from an investment and/or financial adviser.




CANTAB ASSET MANAGEMENT LTD

AWARDED BY ARC RESEARCH



Data from FE Analytics

Asset Allocation



Important Information

Risks: As with all equity-based and bond-based investments, the value and the income therefrom can fall as well as rise and you may not get back all the money that you invested. The value of overseas securities will be influenced by the rate of exchange which is used to convert these to sterling. This should therefore be viewed as a medium to long-term investment. Past performance is not a guide to the future. Please be aware that if you decide to cancel, and in the meantime the value of your investment has fallen, you may not receive back the full amount you invested.

While recommended investment transactions remain pending, investment markets may rise or fall so there is potential for loss of income or growth. Further, if you cancel your application during a cooling off period, you will receive back the lesser of your application amount and its market value.

The MSCI information may only be used for your internal use, may not be reproduced or disseminated in any form and may not be used as a basis for or a component of any financial instruments or products or indices. None of the MSCI information is intended to constitute investment advice or a recommendation to make (or refrain from making) any kind of investment decision and may not be relied on as such. Historical data and analysis should not be taken as an indication or guarantee of any future performance analysis, forecast or prediction. The MSCI information is provided on an "as is" basis and the user of this information assumes the entire risk of any use made of this information. MSCI, each of its affiliates and each other person involved in or related to compiling, computing or creating any MSCI information (collectively, the "MSCI parties") expressly disclaims all warranties (including, without limitation, any warranties of originality, accuracy, completeness, timeliness, non-infringement, merchantability and fitness for a particular purpose) with respect to this information. Without limiting any of the foregoing, in no event shall any MSCI party have any liability for any direct, indirect, special, incidental, punitive, consequential (including, without limitation, lost profits) or any other damages (www.msci.com).

Where a new fund is not immediately available on a platform, a switch will be made as soon as it is. On platforms where switches cannot be made, a rebalance will be made on the first of the month following the addition of the fund to the platform.

cantabam.com

Cantab Asset Management Ltd
50 Station Road, Cambridge CB1 2JH
01223 52 2000
advice@cantabam.com

88 Wood Street, London EC2V 7QR
020 3651 0570
advice@cantabam.com

Cantab 'Adventurous' Portfolio

Factsheet - May 2025

All data as at 30 April 2025



Portfolio Objective

Adventurous portfolios typically contain a substantial exposure to major overseas markets, with some exposure to the shares of companies in higher risk developing countries and emerging markets. Typical long-term asset allocation of 75% equities, 25% in assets such as fixed interest, property and alternatives.

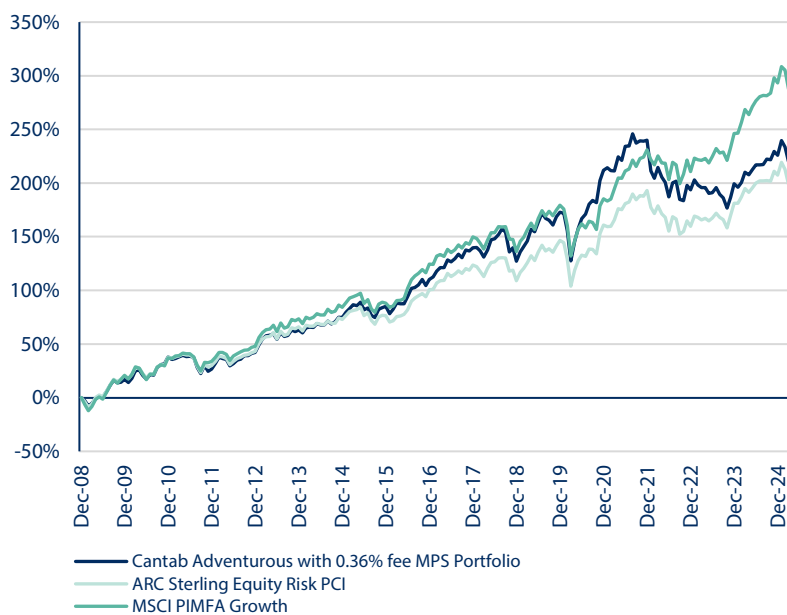
Cumulative Performance (%)

	1yr	3yr	5yr	10yr
Cantab 'Adventurous'	2.6	3.3	28.4	70.0
MSCI PIMFA Growth	5.2	20.1	55.4	95.9
ARC Sterling Equity Risk ¹	0.6	8.1	34.1	61.1

Discrete Performance (%)

	YTD	2024	2023	2022	2021	2020	2019	2018	2017	2016	2015	2014	2013
Cantab 'Adventurous'	-3.2	8.8	1.9	-13.6	9.1	14.3	20.2	-5.3	14.0	13.6	6.0	7.2	14.5
MSCI PIMFA Growth	-2.7	13.7	11.4	-6.1	15.9	2.2	18.2	-5.5	11.3	19.4	2.1	6.1	17.2
ARC Sterling Equity Risk ¹	-4.6	9.3	8.3	-11.4	12.3	5.8	18.0	-6.5	11.4	13.7	2.1	4.1	16.1

Performance Since Inception



¹ ARC data for the most recent month is based on estimates and is subject to change.

Fund Information

Launch Date	31 December 2008
Benchmarks	MSCI PIMFA Growth ARC Sterling Equity Risk Managed Portfolio Service available on Abrdn Wrap, Aegon ARC, AJ Bell Investcentre, Aviva, M&G Wealth, Quilter, Scottish Widows and Transact
Platforms	
Annual Yield	2.05% (historic)
Annual Volatility	10.14% (since inception)
Charges	Cantab charge 0.36% (no VAT) Average fund fee/OCF 0.35% Relevant platform charge
Currency	£ GBP

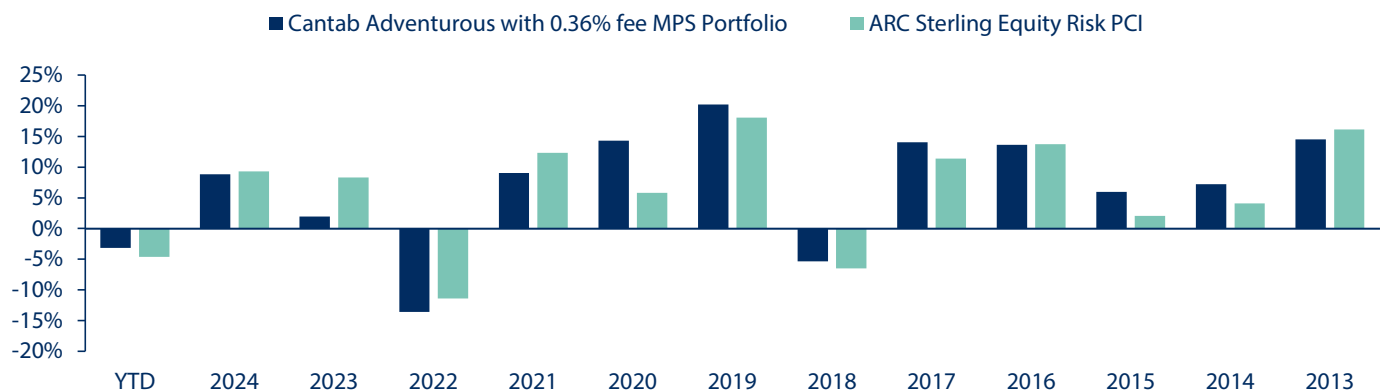
Investment Team

Canaccord WEALTH Canaccord Chief Investment Office

This document is intended to aid a wider discussion between clients and their investment and/or financial adviser about this investment portfolio. It is for information purposes only and is not to be construed as a solicitation or an offer to purchase or sell investments, address the financial situations or needs of any specific investor nor is it deemed to be a form of advice to invest in this portfolio. Investors should make their own investment decisions based upon their own financial objectives and financial resources and, if in any doubt, should seek advice from an investment and/or financial adviser.

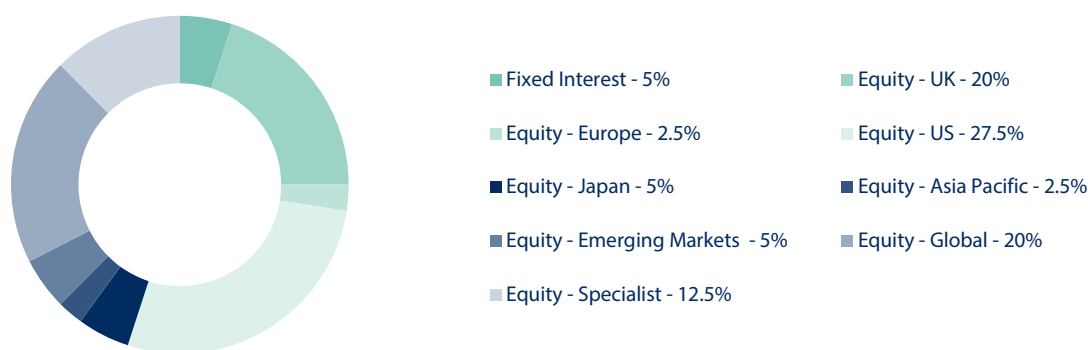


CANTAB ASSET MANAGEMENT LTD
AWARDED BY ARC RESEARCH



Data from FE Analytics

Asset Allocation



Important Information

Risks: As with all equity-based and bond-based investments, the value and the income therefrom can fall as well as rise and you may not get back all the money that you invested. The value of overseas securities will be influenced by the rate of exchange which is used to convert these to sterling. This should therefore be viewed as a medium to long-term investment. Past performance is not a guide to the future. Please be aware that if you decide to cancel, and in the meantime the value of your investment has fallen, you may not receive back the full amount you invested.

While recommended investment transactions remain pending, investment markets may rise or fall so there is potential for loss of income or growth. Further, if you cancel your application during a cooling off period, you will receive back the lesser of your application amount and its market value.

The MSCI information may only be used for your internal use, may not be reproduced or disseminated in any form and may not be used as a basis for or a component of any financial instruments or products or indices. None of the MSCI information is intended to constitute investment advice or a recommendation to make (or refrain from making) any kind of investment decision and may not be relied on as such. Historical data and analysis should not be taken as an indication or guarantee of any future performance analysis, forecast or prediction. The MSCI information is provided on an "as is" basis and the user of this information assumes the entire risk of any use made of this information. MSCI, each of its affiliates and each other person involved in or related to compiling, computing or creating any MSCI information (collectively, the "MSCI parties") expressly disclaims all warranties (including, without limitation, any warranties of originality, accuracy, completeness, timeliness, non-infringement, merchantability and fitness for a particular purpose) with respect to this information. Without limiting any of the foregoing, in no event shall any MSCI party have any liability for any direct, indirect, special, incidental, punitive, consequential (including, without limitation, lost profits) or any other damages (www.msci.com).

Where a new fund is not immediately available on a platform, a switch will be made as soon as it is. On platforms where switches cannot be made, a rebalance will be made on the first of the month following the addition of the fund to the platform.

cantabam.com

Cantab Asset Management Ltd
50 Station Road, Cambridge CB1 2JH
01223 52 2000
advice@cantabam.com

88 Wood Street, London EC2V 7QR
020 3651 0570
advice@cantabam.com